


How to Access the PTO Directory in PowerSchool Parent Portal

Each year, a new PTO Directory is published in PowerSchool Parent Portal where it is available for our families to access. To access this year's PTO Directory, please see the instructions below!

INSTRUCTIONS:

1. Access the PowerSchool Parent Portal by going to <https://ucfsd.powerschool.com/> and logging in using your **username** and **password**.

UCF
Unionville-Chadds Ford School District
Student Information System

 PowerSchool SIS

Student and Parent Sign In

Sign In

Create Account

Select Language

English ▼

Username

parentusername

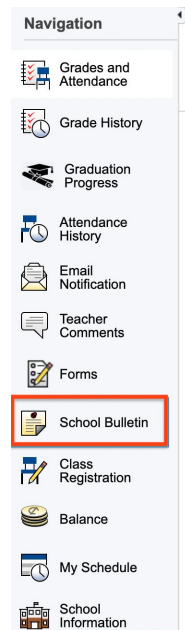
Password

[Forgot Username or Password?](#)

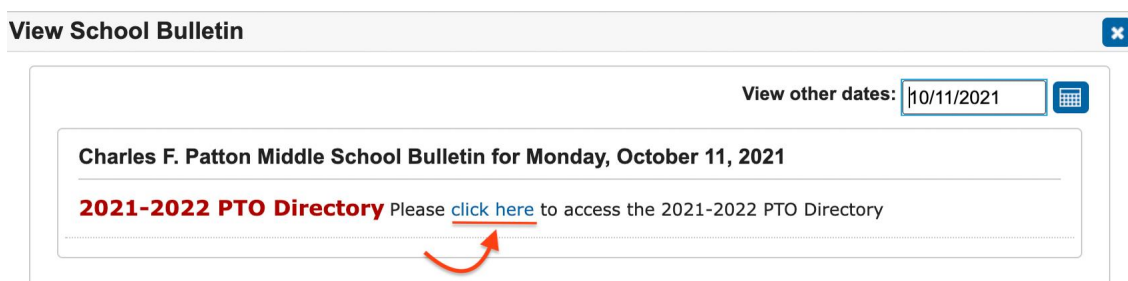
Sign In

Copyright © 2005-2021 PowerSchool Group LLC and/or its affiliate(s). All rights reserved.
All trademarks are either owned or licensed by PowerSchool Group LLC and/or its affiliates.

2. After you successfully log into the Parent Portal, on the left side of your screen you will see the **Navigation** panel. Find and click on the “**School Bulletin**” option.



3. The **View School Bulletin** box will open. Click on the blue “*click here*” link which will open this year’s PTO Directory as a PDF.



Questions or Concerns? Please contact Megan DeVecchis at mdevecchis@ucfsd.net.